



Good for the Planet & You

ERAU Sustainability Conference | April 12, 2022



How



When



Where



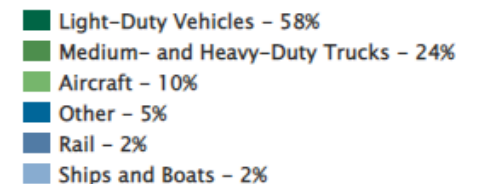
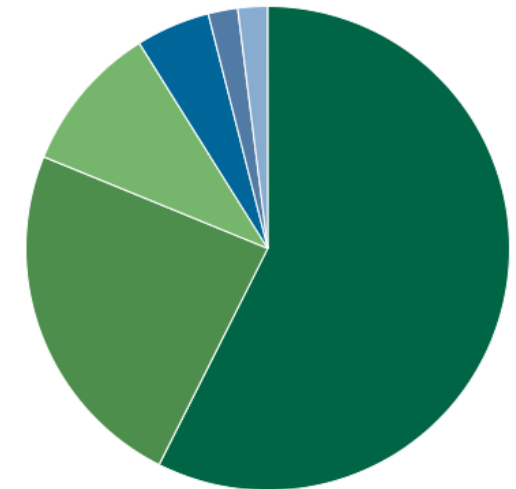


Good for our planet.

Environmental Impacts

- Transportation accounted for the largest portion (29%) of total U.S. greenhouse gas (GHG) emissions in 2019
- The vehicles we drive account for 82% of those emissions
 - Light-duty vehicles = 58%
 - Medium- and heavy-duty trucks = 24%


2019 U.S. Transportation Sector
GHG Emissions by Source



Environmental Impacts

- GHGs are emitted from the tailpipes of cars and trucks that once released, are here for 100+ years
- GHGs “act like a blanket around Earth,” changing our climate, raising sea levels, and impacting our future
- So what?
 - Nitrogen oxide, non-methane organic gases, carbon monoxide, particulate matter, and formaldehyde are also emitted = SMOG TODAY



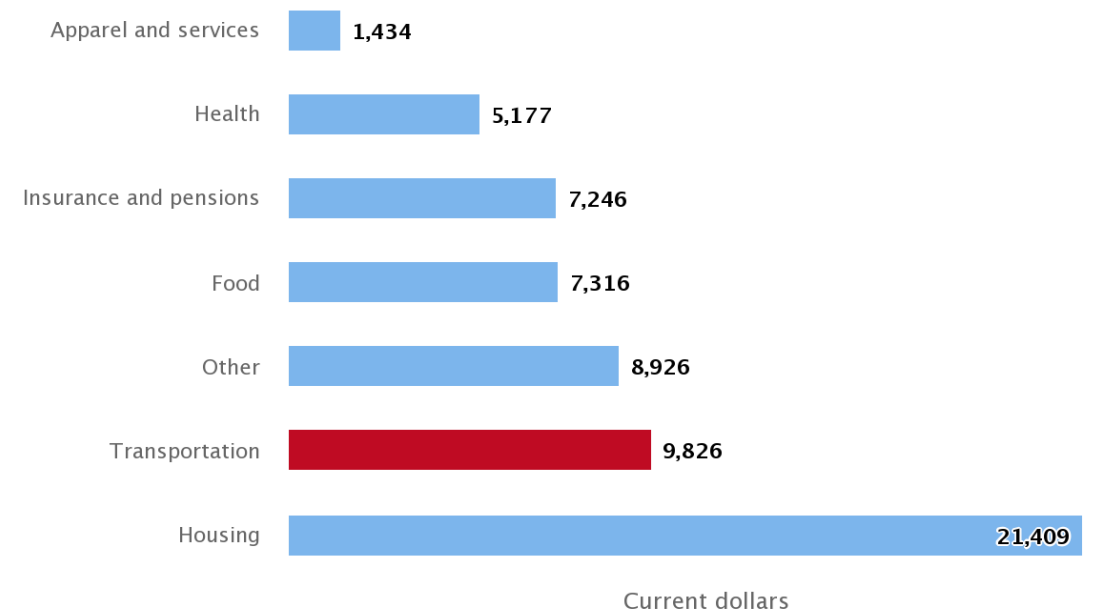


Good for your wallet.

Financial Impacts

- In 2020, households spent an average of \$9,826 on transportation
- We spend more on transportation than food, education, or healthcare
- Most of that transportation budget goes toward purchasing, operating, and maintaining private vehicles

Average Household Expenditures, 2020



Financial Impacts

- It's not just the price of gas

Expenditure	1999		2020	
	Dollars	Percent of total expenditures	Dollars	Percent of total expenditures
Total transportation expenditures	6,957	100.0	9,617	100.0
Vehicle purchases	3,305	47.5	4,502	46.8 ↓
New cars and trucks	1,628	23.4	2,089	21.7 ↓
Used cars and trucks	1,641	23.6	2,360	24.5 ↑
Other vehicle purchases	36	0.5	53	0.6 ↑
Other vehicle expenditures	2,203	31.7	3,284	34.1 ↑
Vehicle finance charges	320	4.6	257	2.7 ↓
Maintenance and repairs	625	9.0	825	8.6 ↓
Vehicle insurance	756	10.9	1,575	16.4 ↑
Vehicle rental, leases, and other charges	501	7.2	627	6.5 ↓
Fuel and motor oil	1,054	15.1	1,568	16.3 ↑
Public transportation	395	5.7	264	2.7 ↓
Public transportation not on trips	58	0.8	71	0.7 ↓
Public transportation on trips	337	4.8	192	2.0 ↓
Airfare	253	3.6	160	1.7 ↓
Intercity bus, train, and ship fare	65	0.9	22	0.2 ↓
Local transportation	19	0.3	11	0.1 ↓

Average Household Transportation Expenditures, Year-by-Year Comparison (current dollars)

Why You Can Expect to Pay More for Car Insurance This Year

Rising car prices, supply-chain and labor shortages, plus minimal rate increases last year are leading to an expected surge in car insurance costs.

Ben Moore | Jan 31, 2022





YOUR DRIVING COSTS

2021

How Much Does it Really Cost to Own a New Car?

Buying a car is one of the biggest purchases a person will make in their lives. Before embarking on the car buying journey, it's important to understand how much it will cost beyond the sticker price. Since 1950, AAA has published its annual Your Driving Costs study that looks at the most popular models on the market and breaks down the cost of owning a new car including depreciation, finance, fuel, insurance, license/registration/taxes and maintenance/repair/tires.

The overall average cost to own and operate a new car in 2021 is \$9,666.

Average Ownership Costs Per Mile

Miles per Year	10k	15k	20k
Average Cost	83¢	64¢	55¢

Average cost of a new car: **\$32,903**



Good for you.

OBESITY IN THE UNITED STATES, 1999–2018



**Obesity has increased
among adults**

Health Impacts

- Obesity-related conditions include heart disease, stroke, type 2 diabetes, and even cancer
- Adults should get 150 minutes of moderate physical activity each week (30 minutes a day, 5 days a week)
- Transit riders “spend a median of 19 minutes daily walking to and from transit”



How



When



Where

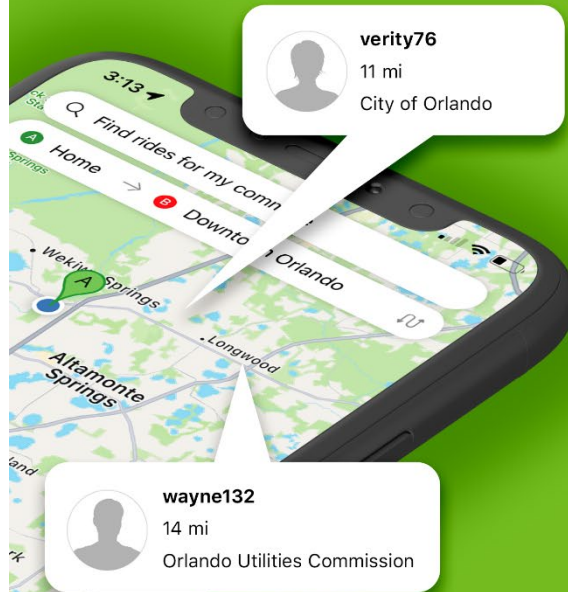


Explore your personalized commute options.

reThink >>>
your commute.

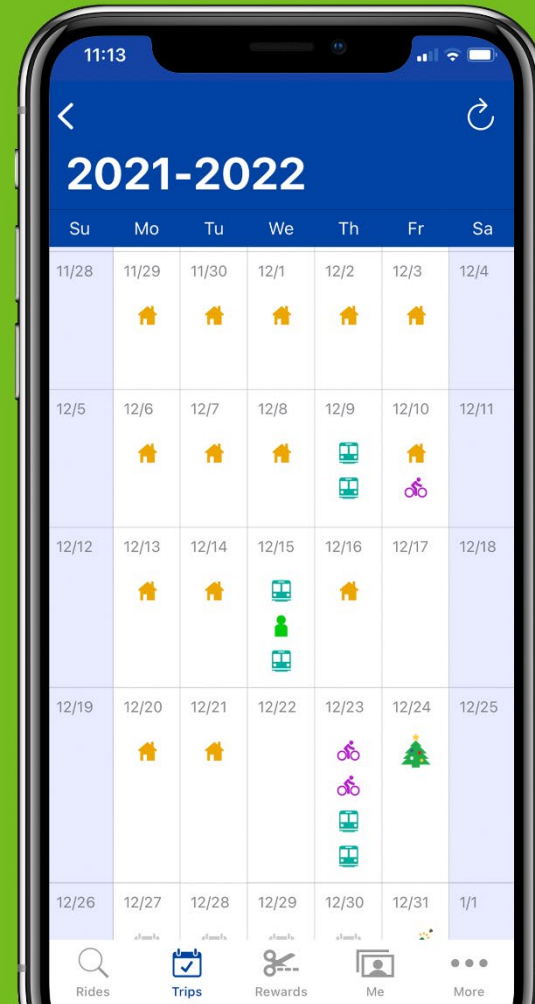


Find carpool or vanpool matches to share the ride to work!




A Program of the Florida Department of Transportation

Record your trips to earn points!



Redeem your points for rewards!



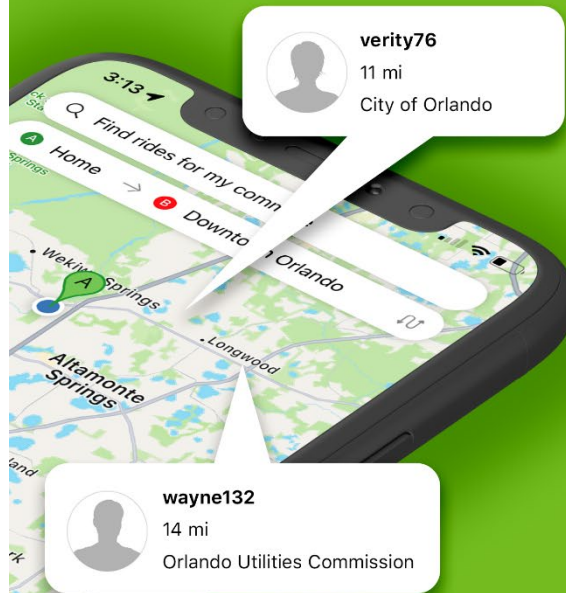
3,000+ rewards!

Explore your personalized commute options.

reThink >>>
your commute.

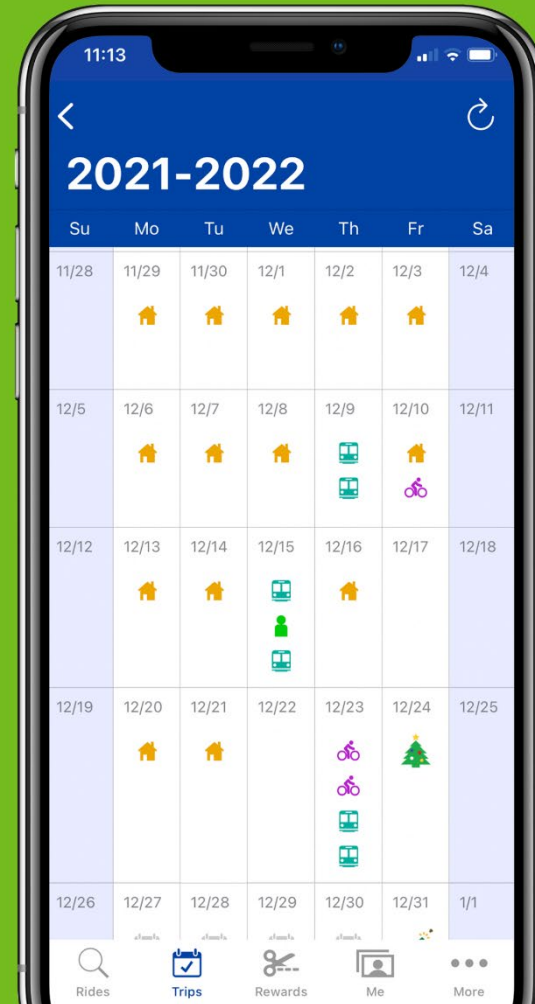


Find carpool or vanpool matches to share the ride to work!

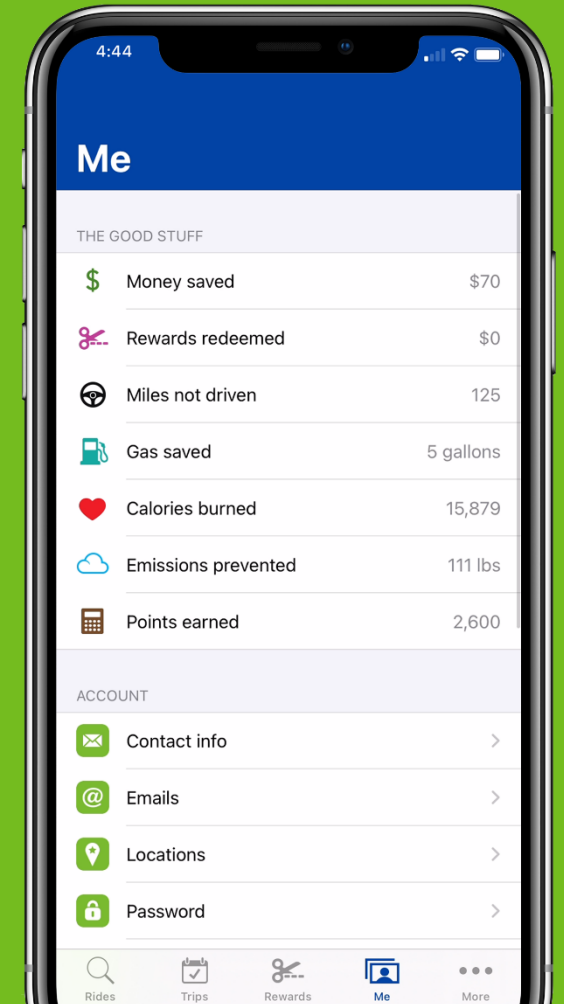


A Program of the
Florida Department of Transportation

Record your trips to earn points!



Track your savings and environmental impact!



**What if I need
to get home?**



Reimbursable Rides Reward

Reimbursement for car-free commuters

- Record your trips to unlock access to the Reimbursable Rides reward
- If the unexpected arises, we've got you covered
 - You must arrange your own transportation to or from work (taxi, Lyft, Uber, or a coworker/friend)
 - Submit your receipt and provide info for your trip
- We will pay you back for the cost of the ride
 - Up to six times a year, up to \$600 total



About Us

- reThink Your Commute is a program of the Florida Department of Transportation (FDOT)
- We serve nine counties in Central Florida
 - Brevard, Flagler, Lake, Marion, Orange, Osceola, Seminole, Sumter, and Volusia
- Download the free mobile app or visit reThinkYourCommute.com/Join
 - Explore your options
 - Record trips and earn rewards

