

Publications

12-2020

Getting Published in SoTL

Emily Faulconer

Embry-Riddle Aeronautical University, faulcone@erau.edu

Follow this and additional works at: <https://commons.erau.edu/publication>



Part of the [Scholarship of Teaching and Learning Commons](#)

Scholarly Commons Citation

Faulconer, E. (2020). Getting Published in SoTL. , (). Retrieved from <https://commons.erau.edu/publication/2031>

This Presentation without Video is brought to you for free and open access by Scholarly Commons. It has been accepted for inclusion in Publications by an authorized administrator of Scholarly Commons. For more information, please contact commons@erau.edu.

Getting Published:

SoTL and DBER Research Dissemination

Emily Faulconer, Ph.D.

Embry-Riddle Aeronautical University



Suggested Materials


- Journal Selection Decision Matrix
- Article draft (or research idea if you're not at the draft stage)
- List of Workshop Resources
- Worksheet: Draft Your Title

Let's answer a few questions for later reflection

What is your confidence in selecting a high quality journal for publishing your research?



How likely is it that your research will get *rejected* from a journal?



How would you feel after getting a rejection from a journal?



A writing plan can help you get through the research pathway smoothly.



Phase 1: Plan your paper.

Phase 2: Work with your draft.

Phase 3: Advance your argument.

Phase 4: Get your message across.

Phase 5: Polish and submit.

Picking a journal is a crucial step in planning your paper.

Identify dissemination venues.

- Common in discipline
- Prior experience with journal
- Prevalent in literature review
- Use tools
 - Elsevier Journal Finder / Springer Journal Suggestor
 - Enago Open Access Journal Finder
 - Journal/Author Name Estimator
 - Databases: EBSCOhost, ProQuest, Scopus, Directory of Open Access Journals

Vet journals.

Make your short list.



Picking a journal is a crucial step in planning your paper.

Identify dissemination venues.

Vet journals.

- Predatory practices
- Aims/Scope
- Journal level metrics
 - Citescore – SCOPUS
 - SJR – SCOPUS and SCImago
 - SNIP – SCOPUS
 - IF – JCR or Cabell's
- Open Access
- APCs
- Readership/Audience
- Timeline to publication

Make your short list.





ALLELOPATHY JOURNAL

AN INTERNATIONAL JOURNAL
(Indexed in Current Contents, Science Citation Index)

PRINT ISSN: 0971-4693
ONLINE ISSN: 0973-5046

[Search](#) [New Registration](#) [Forgot Password](#) [Login](#)

Online:

Clarivate Analytics Impact Factor 2016 : 1.050
Free Open Access : 1994 - 2016 (Vols. 1-39) UGC Approved
Indexed in SCOPUS, Web of Science, BIOSIS

MENU NAVIGATION

[Home](#)

[Allelopathy](#)

[Annotated Bibliography of
Allelopathy](#)

[Allelopathy Books >>](#)

SEARCH

Title:


Abstract :

Author:

[Allelopathic Plants : 25. Schinus terebinthifolius Raddi \(RETRACTED\)](#)

E.K. Faulconer* and Z. Dixon

 [Abstract](#)



Picking a journal is a crucial step in planning your paper.

Identify dissemination venues.

Vet journals.

Make your short list.

- Decision matrix



Workshop Task: Make Your Short List

Step 1 (3 minutes):

List 3 - 6 potential journals for a current project.

Step 2 (2 minutes):

Prioritize the criteria.

Step 3 (5 minutes):

For at least 1 journal, begin filling in ratings.



Workshop Task: Make Your Short List

Step 1 (3 minutes):

List 3 - 6 potential journals for a current project.

Step 2 (2 minutes):

Prioritize the criteria.

Step 3 (5 minutes):

For at least 1 journal, begin filling in ratings.



Workshop Task: Make Your Short List

Step 1 (3 minutes):

List 3 - 6 potential journals for a current project.

Step 2 (2 minutes):

Prioritize the criteria.

Step 3 (5 minutes):

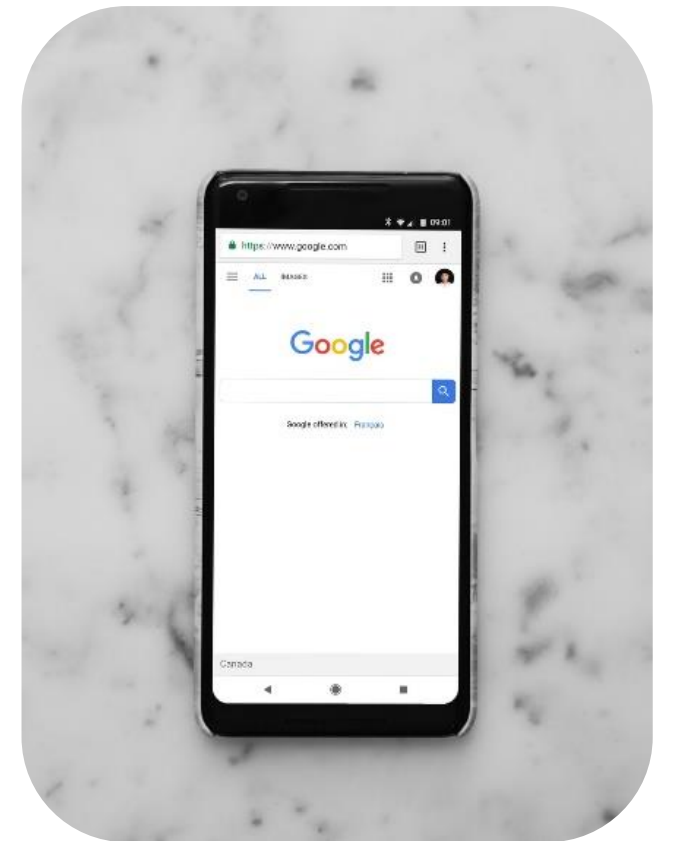
For at least 1 journal, begin filling in ratings.



You can get your message across by using keywords that allow your work to be easily found.

Search Engine Optimization (SEO)

- Check author guidelines.
- Brainstorm potential keywords.
 - Keyword generators
- Select keywords common for indexing in your discipline.
 - GeoRef, ERIC Thesaurus, PsycInfo, BIOSIS, UNESCO
- Test your keywords using a search engine or database.
 - Use Boolean search



The title is a critical tool for getting your message across.

Be concise.

Communicate main topics using *different* keywords.

- Consider synonyms and related terms

Align with aims and scope of journal.

State impact and importance.

Attract readers with active voice and vivid verbs.



Consider the options for title styles.

Communicate general subject

Staff and student perceptions of lecture capture

Point to specific subtopic of general subject

How do students prepare in the pre-class setting of a flipped undergraduate math course?

State study's findings

Time well spent: Creating a community of inquiry in blended first-year writing courses

State methodology used

Identifying needs for learning analytics adoption in Latin American universities: a mixed methods approach

Workshop Task: Draft Your Title

Step 1 (3 minutes):
Brainstorm keywords.

Step 2 (5 minutes):
Draft 4 title versions using different
keywords and styles.

Step 3 (5 minutes):
Edit for engagement and
conciseness.



Workshop Task: Draft Your Title

Step 1 (3 minutes):
Brainstorm keywords.

Step 2 (5 minutes):
Draft 4 title versions using different
keywords and styles.

Step 3 (5 minutes):
Edit for engagement and
conciseness.



Workshop Task: Draft Your Title

Step 1 (3 minutes):
Brainstorm keywords.

Step 2 (5 minutes):
Draft 4 title versions using different
keywords and styles.

Step 3 (5 minutes):
Edit for engagement and
conciseness.



Once you've captured a reader with your title, your abstract gets your message across.

Check author guidelines.

Align with aims and scope of journal.

Use *different* keywords from title and keywords list.

Be specific and engaging.

Follow an abstract formula:

- 1-2 sentences: background and problem statement
- 1-2 sentences: methodology
- 1-2 sentences: main findings
- 1 sentence: major conclusions and implications



Graphical abstracts are a single visual overview of your work.

Michaelis–Menten Graphs, Lineweaver–Burk Plots, and Reaction Schemes: Investigating Introductory Biochemistry Students' Conceptions of Representations in Enzyme Kinetics

Jon-Marc G. Rodriguez*, Nicholas P. Hux, Sven J. Philips, and Marcy H. Towns

Journal of Chemical Education 2019, 96, 9, 1833-1845 (Chemical Education Research)

Publication Date (Web): August 6, 2019



Abstract



Full text



PDF

✓ ABSTRACT

Participation of Undergraduate Students in a Controlled Feeding Study with Metabolomics Analysis to Enhance Learning of Metabolism

Michael R. La Frano*, Samir Amin, and Rob K. Fanter

Journal of Chemical Education, Articles ASAP (Article)

Publication Date (Web): May 7, 2020



Abstract

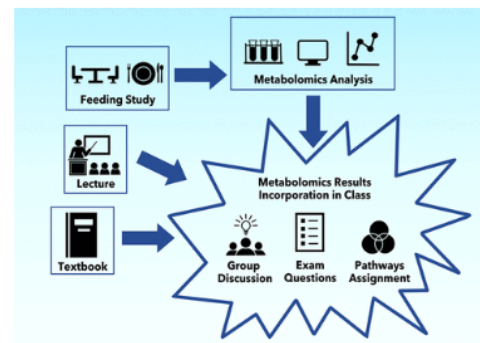
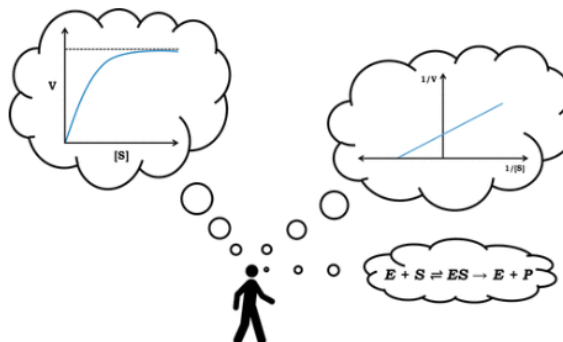


Full text



PDF

✓ ABSTRACT



Once you have polished your work, you are ready for the submission gauntlet.

Follow the author guidelines.

- Formatting & style (templates)
- Citation style
- Paper sections
- Steps for submission
- Figure formatting
- Author responsibilities
 - Acknowledgements
 - Conflict of interest
- Ethics: plagiarism and dual submission

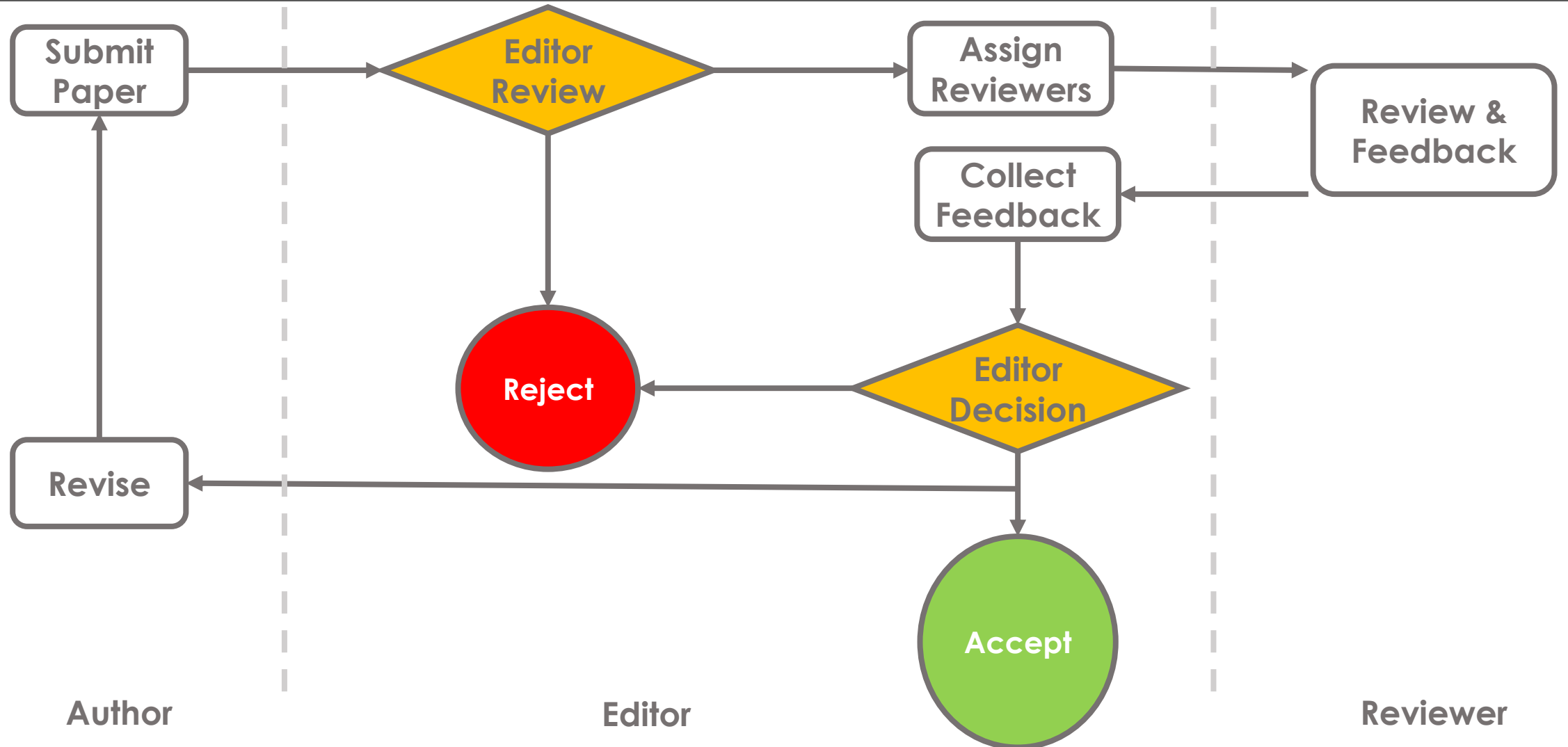


When submitting, your cover letter explains *why* they should accept your work.

- Check author guidelines.
- Consider using a template.
- Be concise.
- Focus on:
 - Importance
 - Novelty
 - Broader impacts
 - Connections of your work to journal aims and scope
 - Potential readership alignment



There is a standard review process used by journals.



The quickest rejection is a editorial desk rejection.

- Scope fit
- Formatting
- Overall quality
- Conflict of interest
- Novelty
- Impact
- Ethics (animal, human, plagiarism, etc.)

If you make it past the editor's initial review, your work will be sent for peer review.



If given the opportunity to resubmit, you will need to carefully consider the feedback.

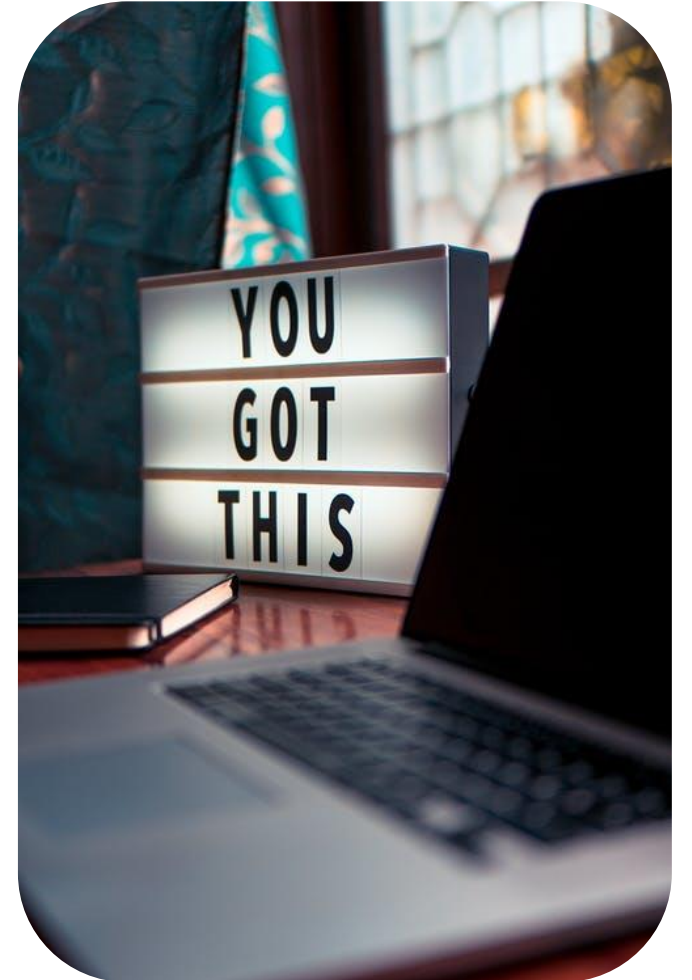
Ask for help from mentor and/or co-authors.

Work through the feedback line by line.

- Strengths & weaknesses
- Explicit and implicit feedback

Create a numbered list from each reviewer.

If you do not understand a comment, contact the editor.



After considering the feedback, craft a Response to Reviewers document.

Create a table to organize your work.

#	Comment	Response	Changes
1	Weak abstract		
2	Missing citation		
3	Discuss limitation X		

- Be thorough but apply word economy.
- Respond with evidence.
- Be flexible, even if you don't fully agree with the comment.


Craft a new cover letter addressed to the editor.

- Include manuscript title and ID.
- Summarize the major revision themes.
- Describe disagreements or comments that did not garner changes.
- Invite more feedback on your work.



Some reviewers just aren't very nice. (Reviewer #2)

- Take time to decide if they are rude or if you are sensitive.
- Even if rude, they may still have valid points. Look for the useful information.
- Decide if you think you can get a fair review of your revision. If not, contact the editor.
The editor is the judge if you disagree with a reviewer.



After peer review, you may still get the dreaded “We regret to inform you...” email.


Give yourself a defined amount of time to be upset but don't take it personally.


- Psychology suggests it may be helpful to try to specifically label the emotion(s) you're feeling.
- You are not your output.

Get back to work – on something else.

Come back to it.

- Look for whether they will consider a resubmission.
- If not, turn to your backup journals.





Most scientists regarded the new streamlined peer-review process as ‘quite an improvement.’

In my current research, I have failed 13 times.

Faulconer, E., Dixon, Z., Griffith, J., Faulconer, L. (2020) Perspectives on undergraduate research mentorship: a comparative analysis between online and traditional faculty. *Online Journal of Distance Learning Administration* (3 rejection, Under Review)

Faulconer, E., Griffith, J., Faulconer, L., Dixon, Z. (2020) A course in context: video course trailers. *Journal of General Education* (2 rejections, Final editor review)

Faulconer, E., Griffith, J., Dixon, Z., Roberts, D. (2020) Undergraduate students' perceived barriers to research in online education. *Scholarship and Practice of Undergraduate Research* (3 rejections, In Press with 5 rounds of edits)

Faulconer, E., Dixon, Z., Griffith, J., Frank, H. (2020) Surveying the Safety Culture of Academic Laboratories. *Journal of College Science Teaching* (3 rejections, In Press)

Faulconer, E. (2020) eService-Learning: a decade of research in undergraduate online service learning. *American Journal of Distance Education* (1 rejection, Under Review)

Griffith, J., **Faulconer, E.,** McMasters, B. (2020) Does learning mode affect student performance in an elementary undergraduate statistics course? *Online Learning Journal* (1 rejection, Under Review)

Failure is not a problem. Not learning from failure is.




Rejection is a *normal* part of the process of publishing. Perseverance is critical.

Academic venues are selective.

Reviewers and editors are human.

You are human.

- Less than ideal pick of journal.
- Formatting oversight.
- Your work may need development.
 - Hypothesis
 - Methodology
 - Analysis
 - Lack of novelty
 - Low priority topic



I have not failed. I've just found
10,000 ways that won't work.
- Thomas Edison

To learn about the process, get involved as a reviewer or serve on an editorial board.

- Pick journals in your research field.
- Reach out to editors if you want more peer review offers than you're getting.
- Be the example; give high quality, actionable feedback in your reviews.
- Carefully commit to boards as service; Do not over-commit.



Once you've submitted, you're not done!

Track the journal's decision.

- Use the portal
- Email the editor
- Respond to any communication

Update your CV to show “under review”

Upload your preprints (if allowed)

- arXiv
- ResearchGate
- Publons



Post-acceptance, you can take specific actions to increase your impact and influence.


Social Media

Update your online CV

- LinkedIn and Mendeley
- SCOPUS, ORCiD, ResearcherID, ResearchGate
- Scholarly Commons

Blog or send to influential blogger

Build these into your project management plan

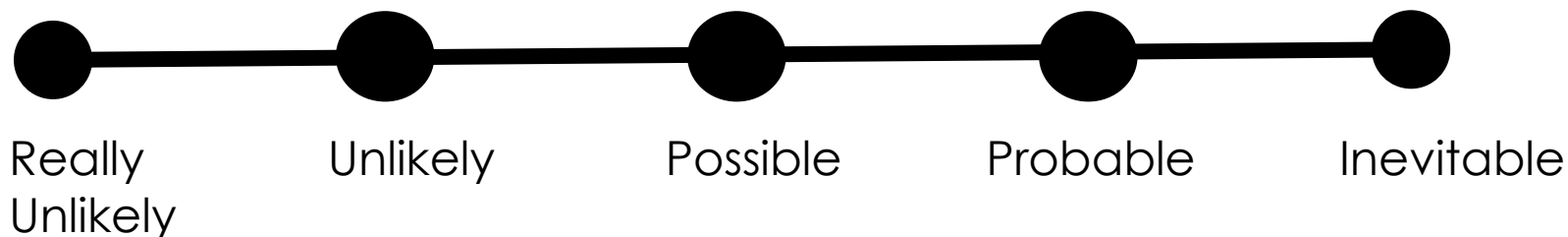


Lets see how our opinions have shifted:

What is your confidence in selecting a high quality journal for publishing your research?



How likely is it that your research will get rejected from a journal?



How would you feel after getting a rejection from a journal?



So what now ...

Update your writing plan.

Work with these workshop tools.

Reach out: faulcone@erau.edu

